

FUJI SMALL

Features

- Element cabin - wall thickness 70mm (40mm insulation)
- Inside 16mm decorative panels
- Outside 14mm decorative panels
- Interior „Prestige“ in lime wood
- 3 benches 620 mm
- 2 headrests
- Ventilation slit
- Floor grid
- 2 integr. RGBW-LED including remote control
- Door made of 8mm single pane grey safety glass

Accessoires

MySentio Wifi
S-WIFI01



Details

Art.-Nr.	Variants
Dimensions [mm]	2005 x 1600 x 2100
Construction	Element
Wall thickness [mm]	70
Type of wood interior	Lime
Interior	Prestige
Benches number (top / above)	2/1
Adjustable headboard on a bench	No
Door dimensions [mm]	680 x 1985 x 8
Door hinge left and right	Yes
Glass elements dimensions [mm]	563 x 2018 x 8
Infrared full spectrum heater [W]	No
Headrests number	2
Heater safety guard [mm]	Integr.
Floor grid [mm]	580 x 410 x 40
Silicone cables for saunaheater [m]	5
Persons	4
Volume [m ³]	5,6
Mirrored assembly option	Yes



Set Finnish

Home fin 7,5kW
HOME-F75

Pro D2 Sauna control
PRO-D2

Benchsensor (F2)
O-F2

Silicon cable 5x2,5mm²
SIC-5POL-25

Round stones
R-991

Wooden sensor cover light
SC-F1F2-H

Set Combi

Home combi 9kW
HOME-C90

Pro D3 Sauna control
PRO-D3

Humidity-temp. sensor (FTS2)
O-FTS2

Silicon cable 7x2,5mm²
SIC-7POL-25

Round stones
R-991

Wooden sensor cover light
SC-F1F2-H
SC-FTS2-H

Variants - interior and exterior decor


Oak



Finnisch
FUJI-OA-S-F
1-053-724

Combi
FUJI-OA-S-C
1-053-725

Aspen



Finnisch
FUJI-AS-S-F
1-053-730

Combi
FUJI-AS-S-C
1-053-731

Mountain pine



Finnisch
FUJI-MP-S-F
1-053-738

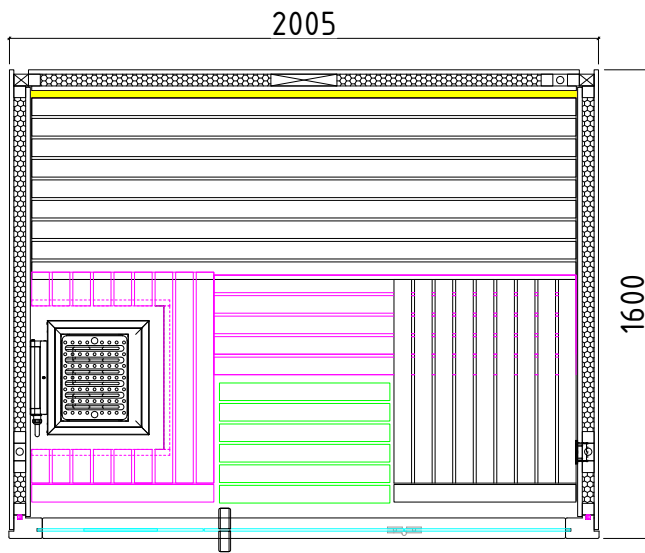
Combi
FUJI-MP-S-F
1-053-739



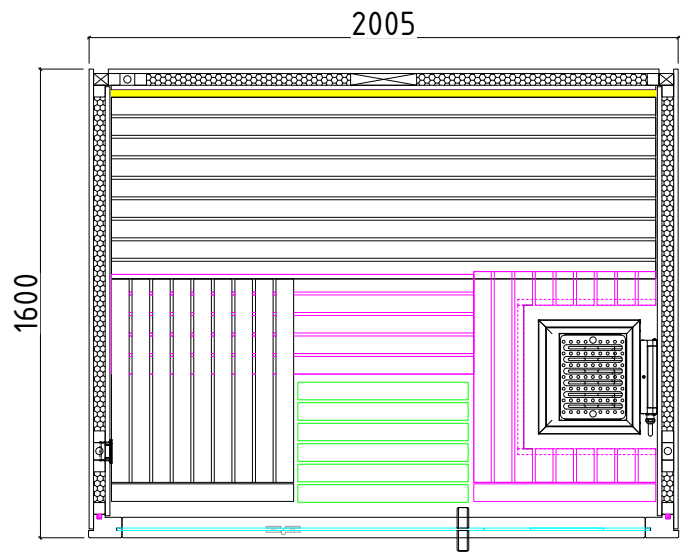
FUJI SMALL

Floor plan

Structure left



Structure right



FUJI SMALL

Ausstattung

- Elementkabine - Wandstärke 70mm (40mm Isolierung)
- Innen 16mm Dekorplatten
- Außen 14mm Dekorplatten
- Inneneinrichtung „Prestige“ aus Linde
- 3 Bänke 620 mm
- 2 Kopfstützen
- Lüftungsschieber
- Bodenrost
- 2 integr. RGBW-LED inkl. Fernbedienung
- Türe aus grauem 8mm ESG Glas

Zubehör

MySentio Wifi
S-WIFI01



Details

Art.-Nr.	Varianten
Abmessungen [mm]	2005 x 1600 x 2100
Bauweise	Element
Wandstärke [mm]	70
Holzart Inneneinrichtung	Linde
Inneneinrichtung	Prestige
Bänke Anzahl (oben / unten)	2/1
Verstellbares Kopfteil bei einer Bank	Nein
Türe Abmessungen [mm]	680 x 1985 x 8
Türanschlag links und rechts	Ja
Glaselemente Abmessungen [mm]	563 x 2018 x 8
Infrarot-Vollspektrumstrahler [W]	Nein
Kopfstützen Anzahl	2
Ofenschutzgitter [mm]	Integr.
Bodenrost [mm]	580 x 410 x 40
Silikonkabel für Saunaofen [m]	5
Personen	4
Volumen [m ³]	5,6
Spiegelverkehrter Aufbau	Ja



Set Finnisch

Home fin 7,5kW
HOME-F75

Pro D2 Saunasteuerung
PRO-D2

Bankfühler (F2)
0-F2

Silikonleitung 5x2,5mm²
SIC-5POL-25

Runde Steine
R-991

Holzfühlerabdeckung hell
SC-F1F2-H

Set Combi

Home combi 9kW
HOME-C90

Pro D3 Saunasteuerung
PRO-D3

Feuchte-Tempersensoren (FTS2)
0-FTS2

Silikonleitung 7x2,5mm²
SIC-7POL-25

Runde Steine
R-991

Holzfühlerabdeckung hell
SC-F1F2-H
SC-FTS2-H

Varianten - Dekor Innen und Außen


Eiche



Finnisch
FUJI-OA-S-F
1-053-724

Combi
FUJI-OA-S-C
1-053-725

Espe



Finnisch
FUJI-AS-S-F
1-053-730

Combi
FUJI-AS-S-C
1-053-731

Zirbe



Finnisch
FUJI-MP-S-F
1-053-738

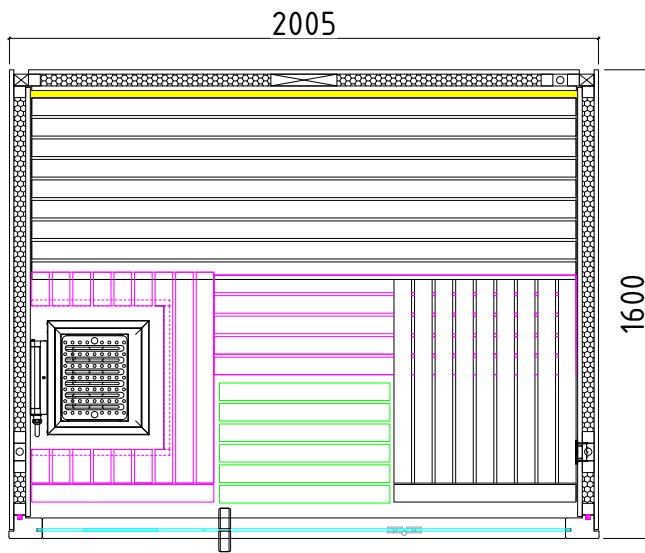
Combi
FUJI-MP-S-F
1-053-739



FUJI SMALL

Grundriss

Aufbau links



Aufbau rechts

