


# HIMALAYA LARGE INFRA+

## Features

- Cabin made of solid spruce
- Solid roof elements with roof rim
- Back wall with Himalayan salt stones
- With coloured light (RBGW) and remote control (4 zones)
- "Emotion" interior made of lime wood
- 3 x 620 mm benches wide
- Backrests
- Intermediate bench panel
- Door made of 8mm single pane safety glass
- Doorhandle wood/stainless steel
- 2 Glass elements of 8mm single pane safety glass



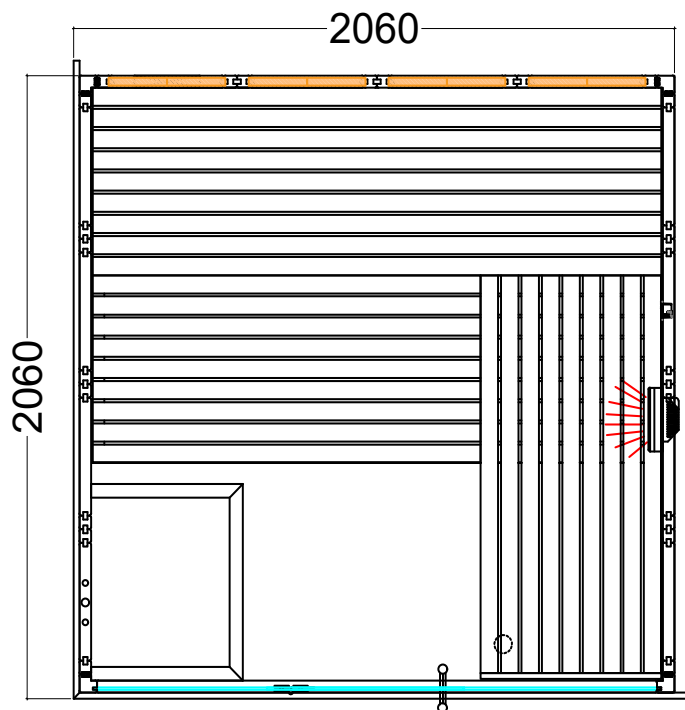
## Details

Art.-Nr.	<b>1-052-961</b>
	<b>HIMALAYA-L-IR+</b>
Dimensions [mm]	2060 x 2060 x 2040
Construction	massiv
Wall thickness [mm]	40
Type of wood outside	Spruce
Type of wood ininside	Spruce
Type of wood interior	Lime
Interior fittings	Emotion
Benches number (top / above)	1 / 1
Adjustable headboard on a bench	No
Door dimensions [mm]	590 x 1915 x 8
Door hinge left and right	Yes
Glass elements dimensions [mm]	674 x 1945 x 8
Infrared full spectrum heater [W]	1 x 350
Headrests number	2
Heater safety guard [mm]	650 x 520 x 585
Floor grid [mm]	700 x 550 x 40
Silicone cables for saunaheater 5x2,5mm <sup>2</sup>	3 m
Silicone cables for saunalight 3x1,5mm <sup>2</sup>	-
Persons	up to 5
Volume [m <sup>3</sup> ]	8
Recommended heater power electro [kW]	7,5 - 9
Mirrored assembly option	Yes



# HIMALAYA LARGE INFRA+


## Floor plan



# HIMALAYA LARGE INFRA+

## Ausstattung

- Kabine aus massiver Fichte
- Massive Dachelemente mit Dachkranz
- Rückwand mit Himalaya-Salzsteinen
- Inkl. Farblicht (RBGW) und Fernbedienung (4 Zonen)
- Inneneinrichtung „Emotion“ aus Linde
- 3 Bänke 620mm breit
- Rückenlehnen
- Banksichtblende
- Türe aus 8mm ESG Glas
- Türgriff Holz/Edelstahl
- 2 Glaselemente aus 8mm ESG Glas



## Details

<b>Art.-Nr.</b>	<b>1-052-961</b> <b>HIMALAYA-L-IR+</b>
Abmessungen [mm]	2060 x 2060 x 2040
Bauweise	massiv
Wandstärke [mm]	40
Holzart außen	Fichte
Holzart innen	Fichte
Holzart Inneneinrichtung	Linde
Inneneinrichtung	Emotion
Bänke Anzahl (oben / unten)	1 / 1
Verstellbares Kopfteil bei einer Bank	Nein
Türe Abmessungen [mm]	590 x 1915 x 8
Türanschlag links und rechts	Ja
Glaselemente Abmessungen [mm]	674 x 1945 x 8
Infrarot-Vollspektrumstrahler [W]	1 x 350
Kopfstützen Anzahl	2
Ofenschutzgitter [mm]	650 x 520 x 585
Bodenrost [mm]	700 x 550 x 40
Silikonkabel für Saunaofen 5x2,5mm <sup>2</sup>	3 m
Silikonkabel für Saunalicht 3x1,5mm <sup>2</sup>	-
Personen	bis 5
Volumen [m <sup>3</sup> ]	8
Empf. Ofenleistung elektro [kW]	7,5 - 9
Gespiegelter Aufbau	Ja



# HIMALAYA LARGE INFRA+

## Grundriss

